

3200 SERIES

This direct OEM replacement pump features high quality components and amazing performance; making the Remco 3200 RV Series a price performance leader. This compact pump is the perfect addition to your RV fresh water system.



PRESSURE SETTING: 45 PSI

OPEN FLOW SETTING: 3.2 GPM

STANDARD FEATURES

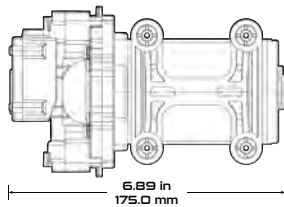
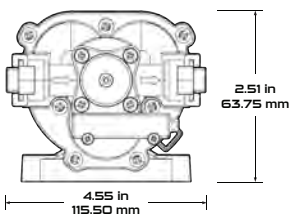
- DIRECT OEM REPLACEMENT FOR MOST RV'S
- PROFESSIONAL GRADE QUALITY
- 100% FACTORY TESTED PERFORMANCE
- VIRTUALLY SILENT OPERATION
- NOISE DAMPENING RUBBER BASE
- VOLTAGE OPTIONS AVAILABLE
- THERMAL PROTECTION
- PACKAGING: BULK / SINGLE BOX / RETAIL AVAILABLE

TYPICAL APPLICATIONS

- FRESH WATER APPLICATIONS ONLY
- RV AND COACH WATER SYSTEMS
- GENERAL INDUSTRIAL USE
- ALTERNATIVE ENERGY

PUMP DIMENSIONS

(DIMENSIONS MAY VARY BY MODEL)



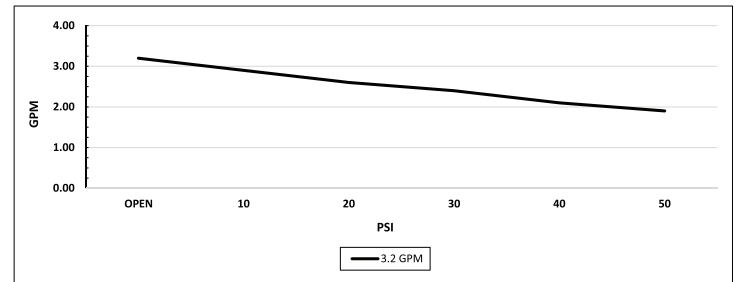
PUMP CONFIGURATIONS

STANDARD							
Item Number	Flow	Controls	Pressure	Valves	Diaphragm	Ports	Voltage
3214-1C4-82L	3.2 GPM (12.11 LPM)	DEMAND	45 PSI (3.1 BAR)	EPDM	SANTOPRENE	3/4" QUICK ATTACH	12 VDC
24 VDC							
Item Number	Flow	Controls	Pressure	Valves	Diaphragm	Ports	Voltage
3214-1C4-731A	3.2 GPM (12.11 LPM)	DEMAND	45 PSI (3.1 BAR)	EPDM	SANTOPRENE	3/4" QUICK ATTACH	24 VDC
110/120 VAC							
Item Number	Flow	Controls	Pressure	Valves	Diaphragm	Ports	Voltage
3214-1C4-52C	3.2 GPM (12.11 LPM)	DEMAND	45 PSI (3.1 BAR)	EPDM	SANTOPRENE	3/4" QUICK ATTACH	110/120 VAC
RETAIL OPTIONS							
Item Number	Flow	Controls	Pressure	Valves	Diaphragm	Ports	Voltage
90-3214-1C4-82L-SB	3.2 GPM (12.11 LPM)	DEMAND	45 PSI (3.1 BAR)	EPDM	SANTOPRENE	3/4" QUICK ATTACH	12 VDC

TECHNICAL INFORMATION

- 18 AWG - 7" STRIPPED LEADS
- 10FT (3M) PRIMING CAPABILITY
- 3/4" QUICK ATTACH PORTS
- 140°F (60°C) MAX LIQUID TEMPERATURE
- 180°F (82°C) MAX MOTOR TEMPERATURE

PUMP PERFORMANCE



RECOMMENDED PARTS & ACCESSORIES



QTS-556



MF-34F34M