




SMOOTH FLO

Zeus is the evolution the SoftWash industry has been asking for. Higher flow, higher pressure, and higher reach.



**ONE YEAR LIMITED
90 DAY COMMERCIAL WARRANTY**

PRESSURE SETTING: 150 PSI DUAL CONTROL

OPEN FLOW RATE: UP TO 14 GPM - 24 VDC

TECHNICAL INFORMATION

- 1" FNPT PORTS
- 24 VDC - 10 AWG 12" WIRE LEADS
- VERTICAL SELF-PRIMING UP TO 14FT
- 140°F (60°C) MAX LIQUID TEMPERATURE
- 180°F (82°C) MAX MOTOR SHELL TEMPERATURE
- HEAVY DUTY FAN COOLED MOTOR WITH HEATSINK
- 100% FACTORY TESTED PERFORMANCE
- DRY RUN CAPABLE

SPRAY SYSTEM RECOMMENDATIONS

- 3/4" HOSE RECOMMENDED, MINIMUM HOSE SIZE 5/8"
- 250FT MAXIMUM HOSE LENGTH
- SIZE 60 SPRAY TIPS FOR OPERATING PRESSURE OF 100 PSI
- SIZE 40 SPRAY TIPS FOR OPERATING PRESSURE OF 125 PSI
- DO NOT USE TIPS SMALLER THAN SIZE 40
- 50 AMP FUSE RECOMMENDED
- PRESSURE GAUGE TO AID WITH SYSTEM MONITORING

TYPICAL APPLICATIONS

- SOFTWASH APPLICATIONS
- WASHDOWN AND DUST SUPPRESSION
- AG AND INDUSTRIAL SPRAYING (COMPATIBLE WITH MOST COMMON CHEMICALS)

COMMON ACCESSORIES



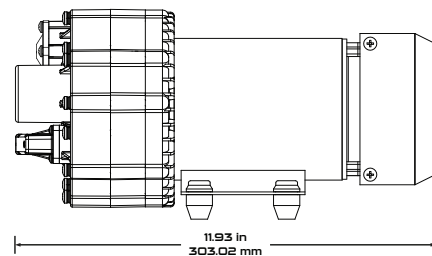
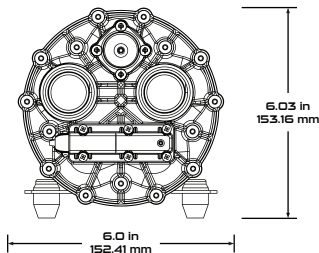
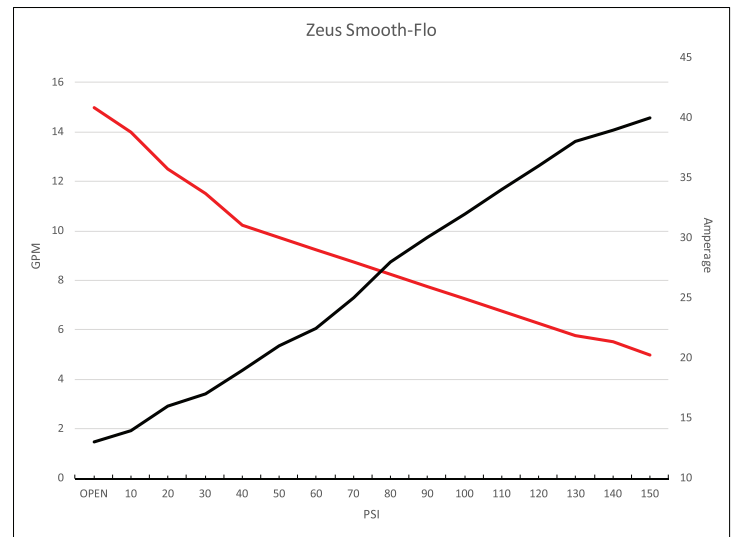
RACT-820-NPT
PULSATION DAMPENER
ACCUMULATOR



901-RC02-R
24 VDC REMOTE ON/OFF

PUMP PERFORMANCE

(PERFORMANCE MAY VARY)



PUMP CONFIGURATIONS

Item Number	Flow	Controls	Pressure	Ports	Voltage
9559-9K5-971	14 GPM (52.9 LPM)	DUAL	150 PSI (10.3 BAR)	1" FNPT	24 VDC